



## ミッションステートメント

当社は日本経済の発展とともに成長しながら、インフラ整備と数々の災害復旧に全力で取り組んでまいりました。東日本大震災そして熊本地震という未曾有の災害に対し、これまでの経験を生かして復興支援に尽力することが私たちの使命であると考えています。また、日本各地に再整備を必要とするインフラがあり、当社グループは総力を結集して日本の安全・安心の確保に取り組む所存です。そして、私たちにほむひとつ使命があります。それは成長を続けること。引き続き国内営業基盤の拡充と拡大ならびに海外展開を推進し、自らの可能性を追い求めていきます。

## Mission Statement

As it has grown hand in hand with the development of Japan's economy, Kanamoto has devoted its full resources to both infrastructure construction and to restoration efforts in the wake of natural disasters. Following the unprecedented disasters caused by the Great East Japan Earthquake and Kumamoto Earthquake, we have considered it our mission to utilize our past experience to the fullest extent possible as we work together for Japan's restoration and revival. Furthermore, with infrastructure in urgent need of repair or replacement in every region of Japan, Kanamoto will concentrate its full capabilities and work to ensure Japan's safety and peace of mind.

We also have one more mission. That is to maintain our growth. We will continue to pursue overseas development, and seek our own possibilities. As it ardently pushes ahead with each measure, Kanamoto will focus on achieving further growth.

# CONTENTS

- 03 カナモトから皆様へ  
Message from the President
- 04 連結財務ハイライト  
Consolidated Financial Highlights
- 06 第54期第2四半期事業報告書
- 08 四半期連結財務諸表
- 10 Report of Operating Results and Financial Position for the Six Months ended April 30, 2018
- 12 Quarterly Consolidated Financial Statements
- 16 トピックス  
Topics
- 17 役員  
Board of Directors
- 18 会社概要  
Corporate Data
- 19 株式情報  
Stock Information

### 将来見通しの記述について

このレポートに記載されている株式会社カナモトの計画、戦略などのうち、過去の事実以外のものは将来の業績に関する見通しの記述であり、現在入手可能な情報に基づく予想となっております。これら将来の見通しの記述は、既知のリスク、未知のリスクの不確かさ、その他の要因などを含み、株式会社カナモトの実際の経営成績・業績とは大きく異なる可能性があります。

- 本レポートに掲載されている連結財務諸表は、現行の日本会計基準を採用しております。
- 百万円未満の数字は切捨表示しています。

### Forward-Looking Statements

Statements included as part of the Kanamoto Co., Ltd. plans and strategies described in this report, other than statements of actual past facts, are descriptions of the Company's outlook concerning future operating results and are forecasts based on information currently available. These descriptions of the future outlook contain known risks and unidentified risks, as well as other uncertainty factors, and the actual management performance and operating results of Kanamoto Co., Ltd. may vary substantially from the descriptions provided herein.

- The Consolidated Financial Statements presented in this report were prepared according to current generally accepted accounting principles in Japan.
- Throughout this report, amounts of less than ¥1 million are truncated except in the financial statements, where figures of less than ¥1 million are rounded.

ここに2018年10月期第二四半期におけるカナモトグループの活動状況を報告し、今後の対応方針を申し述べます。

当期の日本経済は、好調な企業収益を背景に雇用・所得状況の改善傾向や設備投資の緩やかな増加も見られ、引き続き堅調な推移をみせました。

しかしながら、世界動向においては、米国発の保護主義に端を発する貿易摩擦による世界経済の不確実性などに鑑みると、世界的な景気後退リスクも孕んでおり、それらが表面化した場合の日本経済への影響にも十分な注意を払っていききたいと考えています。

当社グループのコアビジネスである建機レンタルの主要顧客である国内建設業界におきましては、公共工事の下支えに加え、とりわけ首都圏エリアにおける民間の大型再開発案件、東京五輪関連工事の本格的な進捗、またリニア中央新幹線に代表される大型交通インフラ建設・整備等もあり、引き続き建機レンタル需要は底堅く推移いたしました。

一方では、高騰する資材や慢性的な人手不足、工事量の地域間格差の拡大等の課題が顕在化しており、引き続き成長ステージを維持していくためには、対応力を高め更なる企業体質の強化が不可欠であります。

また、進行中の長期ビジョン「BULL55」は、概ね予定通りの成果を以て経過しており、今後も建設需要と顧客ニーズの双方に即応できるレンタル用資産の最適保有量と機種を確保し、お客様にいつでも利便性を提供するというレンタルビジネスの基本を堅持しつつ、新システム稼働による一層の業務効率化と生産性向上を具現化させながら、重点施策を推進していきます。

今後も「高収益を基盤として、顧客・社員・株主に報いる、良質で強力な企業集団」という長期ビジョンの目標を実現し、2019年10月期を最終年度とする「BULL55」の完遂に向けて邁進する所存です。

株主・投資家の皆様におかれましては、当社グループへの変わらぬご支援を賜りますよう、お願い申し上げます。

I am pleased to have this opportunity to report on the activities of Kanamoto Co., Ltd. and the Kanamoto Group during the first half of the Business Period ending October 31, 2018 and discuss our policies for the future.

During the first half of Kanamoto's current fiscal year, Japan's economy showed positive employment and income trends and a gradual increase in capital expenditures against the backdrop of solid corporate earnings, and posted continuous, steady growth.

Nevertheless, when global trends are taken into consideration, including the worldwide economic uncertainty kindled by trade frictions originating in steps towards protectionism by the United States, the risk of a global recession is now conceivable as well. We therefore must pay sufficient attention to the impact on Japan's economy if such trends become more pronounced.

In the domestic construction industry that is the main customer for the Kanamoto Group's core business of construction equipment rentals, construction equipment rental demand remained brisk. In addition to public works, demand is being supported by the full-scale construction efforts now underway on large-scale private sector redevelopment projects, especially in the Tokyo metropolitan area, and by works related to the 2020 Tokyo Olympic and Paralympic Games. Large-scale transportation infrastructure construction and maintenance projects are moving forward as well, best exemplified by the Linear Chuo Shinkansen.

On the other hand, multiple issues such as the soaring cost of materials, chronic manpower shortages, and widening disparity between regions in volume of construction works have become more urgent, and strengthening our business structure to further improve our response capabilities will be critical for maintaining the Kanamoto Group's continuing growth phase.

Furthermore, "BULL55", the long-term vision we currently are executing, generally is progressing with results that exceed our initial projection, and we will continue to pursue our priority policy of ensuring the optimum quantities and models of rental equipment to meet both construction demand and customers' needs, and resolutely maintain the construction equipment rental business fundamentals of always providing convenience for customers while seeking greater operating efficiency and further productivity improvements through the operation of new systems.

In the years ahead as well, we will move forward to achieve our long-term vision objective of being "an excellent and dynamic group that uses its solid earnings as a base to reward shareholders, customers and employees", and push to complete the final year of "BULL55" during the Business Period ending October 2019.

We look forward to continuing to receive the unwavering support of our shareholders and investors and your encouragement for the Kanamoto Group in the future.

株式会社カナモト  
代表取締役社長

Tetsuo Kanamoto  
President and Chief Executive Officer

		百万円 Millions of yen		千ドル Thousands of U.S. dollars (Note)
		April 30, 2017	April 30, 2018	April 30, 2018
<b>連結経営成績</b>	<b>Consolidated operating results</b>			
売上高	Net sales	¥ 79,210	¥ 85,349	\$ 780,520
営業利益	Operating profit	9,993	10,994	100,545
経常利益	Ordinary profit	10,242	11,155	102,016
親会社株主に帰属する四半期純利益	Profit attributable to owners of parent	6,468	6,735	61,592
四半期包括利益	Comprehensive income	7,053	7,171	65,586
<b>連結財政状態</b>	<b>Consolidated financial position</b>			
総資産	Total assets	230,167	242,968	2,221,931
純資産	Net assets	87,404	97,701	893,475
自己資本比率	Equity ratio	35.7%	37.7%	37.7%
<b>連結キャッシュ・フローの状況</b>	<b>Consolidated cash flows</b>			
営業活動によるキャッシュ・フロー	Net cash provided by (used in) operating activities	24,114	22,716	207,743
投資活動によるキャッシュ・フロー	Net cash provided by (used in) investing activities	-1,409	-4,562	-41,727
財務活動によるキャッシュ・フロー	Net cash provided by (used in) financing activities	-15,627	-13,250	-121,171
現金及び現金同等物の四半期末残高	Cash and cash equivalents at end of period	40,154	40,063	366,380

	1株当たり情報 Information per share of common stock	円 Yen		ドル U.S. dollars (Note)
		April 30, 2017	April 30, 2018	April 30, 2018
四半期純利益	Basic earnings per share	¥ 183.03	¥ 190.59	\$ 1.74
第2四半期末配当金	Dividends per share	15.00	20.00	0.18

\*表示されている米ドル金額は、2018年4月27日現在のおおよその実勢為替レート1ドル=109.35円により換算しています。  
Note: U.S. dollar amounts have been converted from yen for convenience only, at the rate ¥109.35=US \$1, the approximate exchange rate on April 27, 2018.

財務トピックス

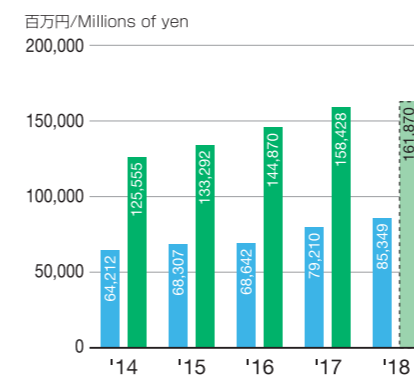
首都圏や西日本エリアの空白地域を中心に拠点展開を進めたほか、グループ戦略の強化と事業基盤の整備、災害復旧・復興活動に対する支援体制の維持・強化、レンタル用資産の最適な再配置による稼働率向上などの各施策に取り組みました。また計画的に進めている中古建機販売が良好な市況環境を背景に順調に推移したことなどにより、当第2四半期連結累計期間の売上高は大きく増加、利益面も増益基調を維持することができました。

Financial Topics

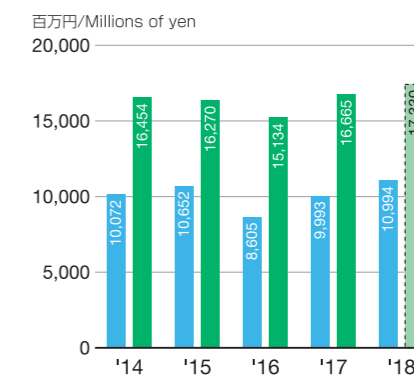
During the interim period of the current consolidated fiscal year the Company was able to substantially increase net sales, and from an earnings perspective maintained earnings growth momentum as well. This was accomplished by pursuing branch development centered on the Tokyo metropolitan area and regions of western Japan where the Company has not had a strong presence in the past, and executing actions such as measures to strengthen Kanamoto's group strategy, broaden its operating base, maintain and enhance its support organization for disaster recovery and reconstruction activities, and improve utilization ratios through optimal repositioning of rental equipment. The Company also continued to smoothly and systematically conduct used construction equipment sales against the backdrop of an excellent market environment.

■ 第2四半期(中間)/Interim period ■ 通期/Full year ■ 予想値/Projected

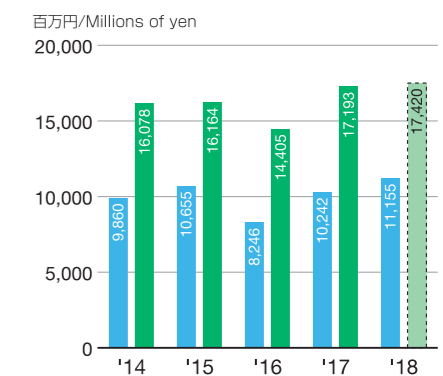
売上高 Net Sales



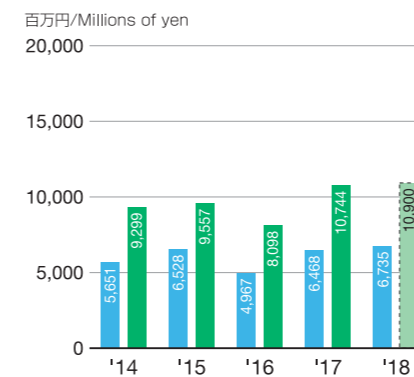
営業利益 Operating Profit



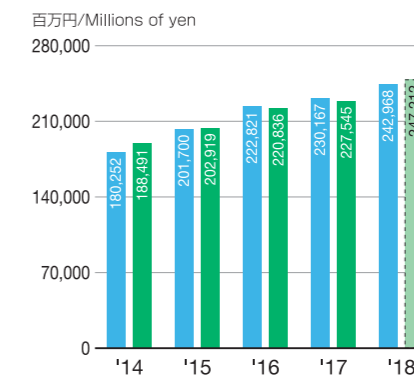
経常利益 Ordinary Profit



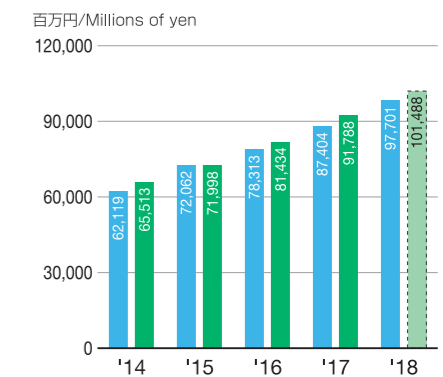
親会社株主に帰属する四半期(当期)純利益  
Profit Attributable to Owners of Parent



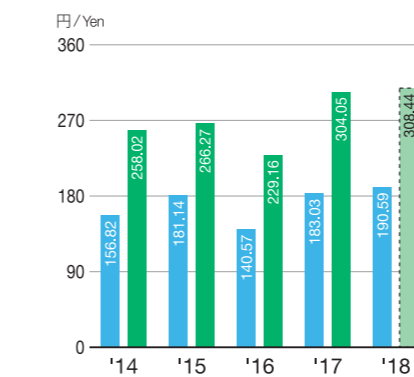
総資産 Total Assets



純資産 Net Assets

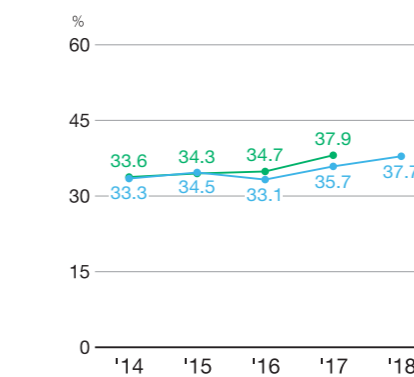


1株当たり四半期(当期)純利益  
Basic Earnings per Share



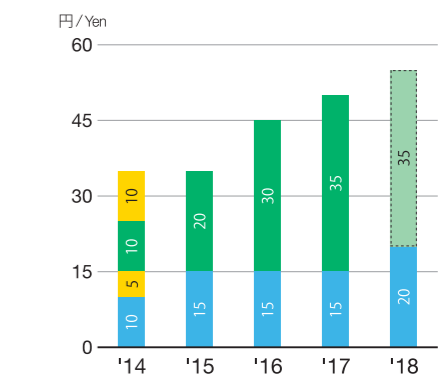
自己資本比率 Equity Ratio

自己資本比率=自己資本÷総資産  
Equity Ratio = Equity ÷ Total Assets



1株当たり配当 Dividend per Share

■ 記念配当 / Commemorative dividend



## 経営環境

当第2四半期連結累計期間のわが国経済は、海外経済の不確実性や地政学リスクの高まりがあったものの、景気は緩やかな回復基調が続きました。

当社グループが関連する建設業界におきましては、公共投資の下支えに加え、堅調な企業の設備投資や首都圏を中心とした再開発事業、東京五輪関連工事などを中心に穏やかに増加するなど、底堅く推移しました。

このような状況のなか、当社グループの第2四半期連結累計期間における業績は、売上高は853億49百万円（前年同期比7.8%増）となりました。利益面につきましては、営業利益は109億94百万円（同10.0%増）、経常利益は111億55百万円（同8.9%増）、また、親会社株主に帰属する四半期純利益は67億35百万円（同4.1%増）となりました。

## セグメント別の業績

### 建設関連

当社の主力事業である建設関連におきましては、中長期計画に従い首都圏や西日本エリアの空白地域を中心に拠点展開を進める一方で、トンネル関連工事向けの機械の充実を図るなど、グループとしての強みを活かせる事業領域への施策強化と事業基盤の整備に取り組みました。

また、引き続き災害復旧・復興活動に対する支援体制を維持するとともに、既存のレンタル用資産のさらなる稼働率の向上を図るため、その再配置も積極的に推進しました。

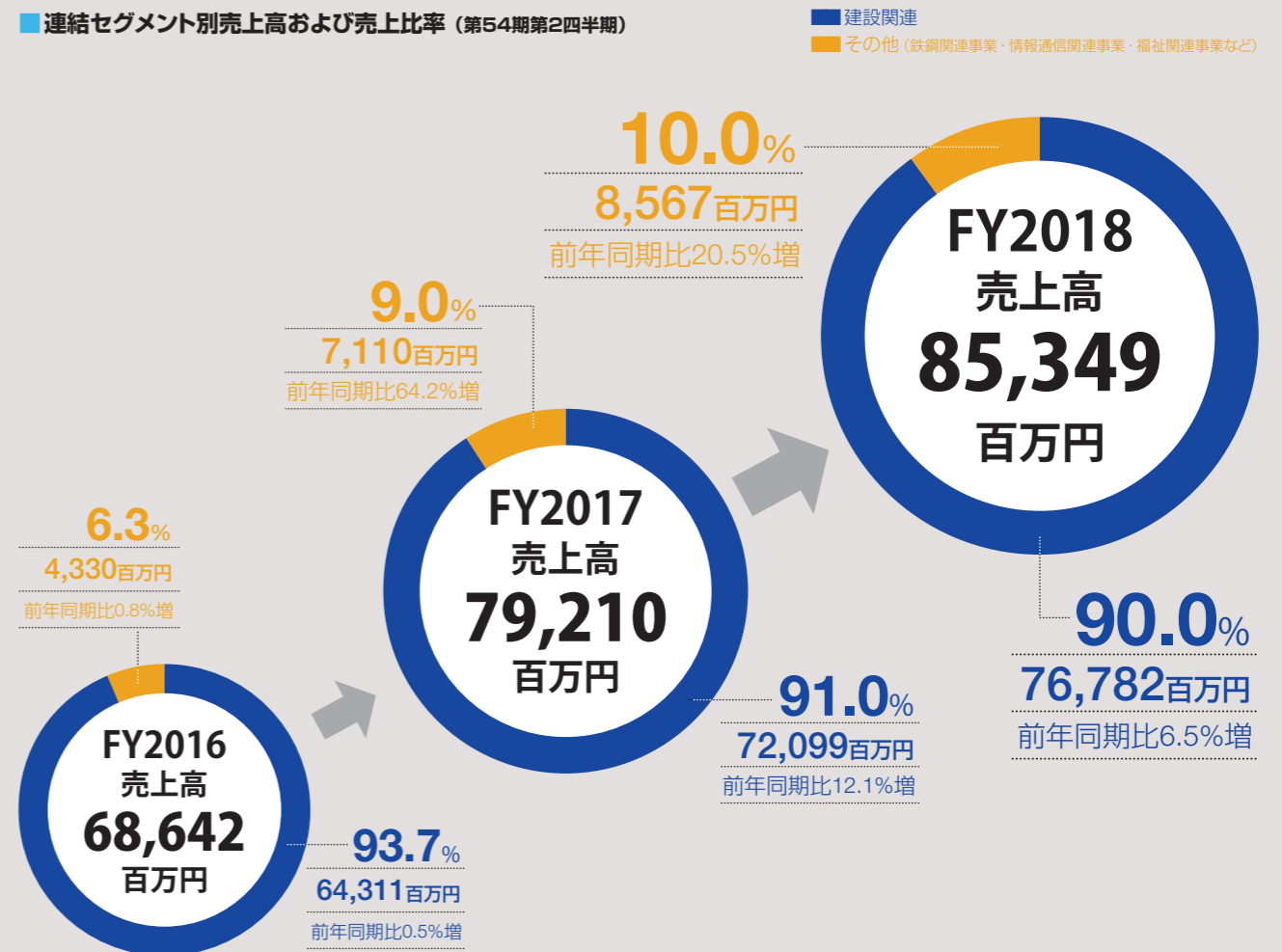
計画的に進めている中古建機販売につきましては、良好な市況環境を背景に順調に推移いたしました。

以上の結果、建設関連事業の当第2四半期連結累計期間の売上高は767億82百万円（前年同期比6.5%増）、営業利益は103億55百万円（同11.8%増）となりました。

### その他

その他の事業につきましては、鉄鋼関連、情報通信関連、福祉関連ともに堅調に推移したことから、売上高は85億67百万円（前年同期比20.5%増）、営業利益は鉄鋼関連の工事売上が減少したこともあり4億44百万円（同16.7%減）となりました。

■ 連結セグメント別売上高および売上比率（第54期第2四半期）



### ■ 連結経営成績

(単位: 百万円)	第53期第2四半期	第54期第2四半期
売上高	79,210(15.4)	85,349 (7.8)
営業利益	9,993(16.1)	10,994(10.0)
経常利益	10,242(24.2)	11,155 (8.9)
親会社株主に帰属する四半期純利益	6,468(30.2)	6,735 (4.1)
1株当たり四半期純利益	183.03円	190.59円

括弧内の数字は前年同期増減率(%)

### ■ 連結セグメント別売上高

(単位: 百万円)	第53期第2四半期	第54期第2四半期
建設関連	72,099(12.1)	76,782 (6.5)
その他	7,110(64.2)	8,567(20.5)
合計	79,210(15.4)	85,349 (7.8)

括弧内の数字は前年同期増減率(%)

### ■ 通期(2018年10月期)連結業績予想

(単位: 百万円)	第54期通期予想
売上高	161,870(2.2)
営業利益	17,330(4.0)
経常利益	17,420(1.3)
親会社株主に帰属する当期純利益	10,900(1.4)
1株当たり当期純利益	308.44円

括弧内の数字は前年同期増減率(%)

## 四半期連結貸借対照表

(単位:百万円)	第53期 第2四半期末 (2017.4.30)	第53期末 (2017.10.31)	第54期 第2四半期末 (2018.4.30)
<b>資産の部</b>			
<b>流動資産</b>			
現金及び預金	40,354	35,220	40,123
受取手形及び売掛金	35,860	37,057	37,986
電子記録債権	4,409	4,069	4,900
有価証券	200	200	200
商品及び製品	783	583	1,125
未成工事支出金	55	27	34
原材料及び貯蔵品	382	288	629
建設機材	10,966	12,193	12,790
繰延税金資産	754	706	756
その他	1,016	1,210	1,309
貸倒引当金	△ 718	△ 784	△ 795
流動資産合計	94,064	90,772	99,060
<b>固定資産</b>			
<b>有形固定資産</b>			
レンタル用資産	75,817	73,668	76,908
建物及び構築物	12,364	13,108	13,074
機械装置及び運搬具	1,035	1,136	1,152
工具、器具及び備品	445	436	533
土地	35,623	35,623	36,657
建設仮勘定	717	312	1,191
有形固定資産合計	126,004	124,286	129,518
<b>無形固定資産</b>			
のれん	557	486	415
ソフトウェア仮勘定	648	681	792
その他	263	428	471
無形固定資産合計	1,469	1,596	1,678
<b>投資その他の資産</b>			
投資有価証券	6,854	8,417	10,073
繰延税金資産	428	436	446
その他	1,863	2,308	2,510
貸倒引当金	△ 258	△ 272	△ 320
投資損失引当金	△ 260	△ 0	—
投資その他の資産合計	8,627	10,889	12,710
固定資産合計	136,102	136,772	143,907
<b>資産合計</b>	<b>230,167</b>	<b>227,545</b>	<b>242,968</b>

(単位:百万円)	第53期 第2四半期末 (2017.4.30)	第53期末 (2017.10.31)	第54期 第2四半期末 (2018.4.30)
<b>負債の部</b>			
<b>流動負債</b>			
1年内償還予定の社債	10	—	—
支払手形及び買掛金	30,045	28,773	33,647
短期借入金	13,790	13,023	13,176
リース債務	1,086	1,048	1,018
未払金	21,732	21,269	22,364
未払法人税等	3,787	3,247	3,989
賞与引当金	1,186	1,099	1,229
その他	3,108	3,060	3,245
流動負債合計	74,747	71,521	78,672
<b>固定負債</b>			
長期借入金	25,643	23,846	24,309
リース債務	2,268	2,017	1,925
長期未払金	39,017	37,127	39,308
役員退職慰労引当金	100	106	—
退職給付に係る負債	244	259	251
資産除去債務	425	431	437
その他	316	444	361
固定負債合計	68,015	64,234	66,594
<b>負債合計</b>	<b>142,762</b>	<b>135,756</b>	<b>145,266</b>
<b>純資産の部</b>			
<b>株主資本</b>			
資本金	13,652	13,652	13,652
資本剰余金	14,916	14,916	14,916
利益剰余金	53,425	57,172	62,670
自己株式	△ 2,129	△ 2,129	△ 2,129
株主資本合計	79,865	83,612	89,110
<b>その他の包括利益累計額</b>			
その他有価証券評価差額金	2,138	2,538	2,415
繰延ヘッジ損益	0	0	—
為替換算調整勘定	123	85	90
退職給付に係る調整累計額	8	5	4
その他の包括利益累計額合計	2,269	2,629	2,510
<b>非支配株主持分</b>	5,269	5,547	6,080
<b>純資産合計</b>	<b>87,404</b>	<b>91,788</b>	<b>97,701</b>
<b>負債純資産合計</b>	<b>230,167</b>	<b>227,545</b>	<b>242,968</b>

## 四半期連結損益計算書(第2四半期連結累計期間)

(単位:百万円)	第53期第2四半期 (2016.11.1~ 2017.4.30)	第53期 (2016.11.1~ 2017.10.31)	第54期第2四半期 (2017.11.1~ 2018.4.30)
<b>売上高</b>	79,210	158,428	85,349
<b>売上原価</b>	53,718	109,863	58,052
<b>売上総利益</b>	25,492	48,565	27,297
<b>販売費及び一般管理費</b>	15,499	31,899	16,303
<b>営業利益</b>	9,993	16,665	10,994
<b>営業外収益</b>			
受取利息	1	4	9
受取配当金	55	148	64
受取賃貸料	38	73	43
為替差益	122	253	—
その他	263	455	259
営業外収益合計	481	936	376
<b>営業外費用</b>			
支払利息	133	199	57
為替差損	—	—	34
その他	97	209	124
営業外費用合計	231	409	215
<b>経常利益</b>	10,242	17,193	11,155
<b>特別利益</b>	200	265	12
<b>特別損失</b>	91	518	234
<b>税金等調整前四半期純利益</b>	10,351	16,940	10,933
法人税、住民税及び事業税	3,547	5,594	3,724
法人税等調整額	△ 197	△ 204	△ 86
<b>法人税等合計</b>	3,349	5,389	3,637
<b>四半期純利益</b>	7,001	11,551	7,296
<b>非支配株主に帰属する四半期純利益</b>	533	806	561
<b>親会社株主に帰属する四半期純利益</b>	6,468	10,744	6,735

## 四半期連結包括利益計算書(第2四半期連結累計期間)

(単位:百万円)	第53期第2四半期 (2016.11.1~ 2017.4.30)	第53期 (2016.11.1~ 2017.10.31)	第54期第2四半期 (2017.11.1~ 2018.4.30)
<b>四半期純利益</b>	7,001	11,551	7,296
その他の包括利益			
その他有価証券評価差額金	93	498	△ 127
繰延ヘッジ損益	0	0	△ 0
為替換算調整勘定	△ 41	△ 79	4
退職給付に係る調整額	△ 0	△ 4	△ 0
その他の包括利益合計	51	415	△ 124
<b>四半期包括利益</b>	7,053	11,966	7,171
(内訳)			
親会社株主に係る四半期包括利益	6,512	11,147	6,616
非支配株主に係る四半期包括利益	540	818	555

## 四半期連結キャッシュ・フロー計算書

(単位:百万円)	第53期第2四半期 (2016.11.1~ 2017.4.30)	第53期 (2016.11.1~ 2017.10.31)	第54期第2四半期 (2017.11.1~ 2018.4.30)
<b>営業活動によるキャッシュ・フロー</b>	24,114	37,788	22,716
<b>投資活動によるキャッシュ・フロー</b>	△ 1,409	△ 4,747	△ 4,562
<b>財務活動によるキャッシュ・フロー</b>	△ 15,627	△ 30,960	△ 13,250
<b>現金及び現金同等物に係る換算差額</b>	7	10	△ 0
<b>現金及び現金同等物の増減額(△は減少)</b>	7,084	2,091	4,903
<b>現金及び現金同等物の期首残高</b>	33,069	33,069	35,160
<b>現金及び現金同等物の四半期末残高</b>	40,154	35,160	40,063

Management Environment

During the first two quarters of Kanamoto's current consolidated fiscal year, the business environment maintained its modest recovery trend despite uncertainty surrounding the overseas economy and heightened geopolitical risks. In the construction industry related to the Kanamoto Group, construction demand continued to be supported by public works projects, as well as by steady corporate capital investment, modestly increasing demand driven by redevelopment projects concentrated in the Tokyo metropolitan area, and works related to the 2020 Tokyo Olympics, and remained brisk.

Given these conditions, the Kanamoto Group's consolidated net sales for the interim period were ¥85,349 million, up 7.8% compared with the same period of the previous consolidated fiscal year. From an earnings perspective, operating profit rose 10.0% from the same period of the previous consolidated fiscal year to ¥10,994 million, ordinary profit increased 8.9% year-on-year to ¥11,155 million, and interim period profit attributable to owners of parent rose 4.1% year-on-year to ¥6,735 million.

Segment Information

**Business related to the Construction Equipment Rental Division**

In the construction-related business that is Kanamoto's primary business focus, the Company pursued development of branches in the Tokyo metropolitan area and in regions of western Japan where it has not had a strong presence, in accordance with its medium and long-term plans. At the same time, the Company moved to bolster measures in business domains where it can take advantage of its strengths as a group, such as broadening its line-up of equipment for tunnel-related works, and worked to broaden its operating base.

The Company also continued to maintain its support system for disaster recovery and restoration activities, and proactively repositioned its assets to further improve the utilization rates of existing rental equipment.

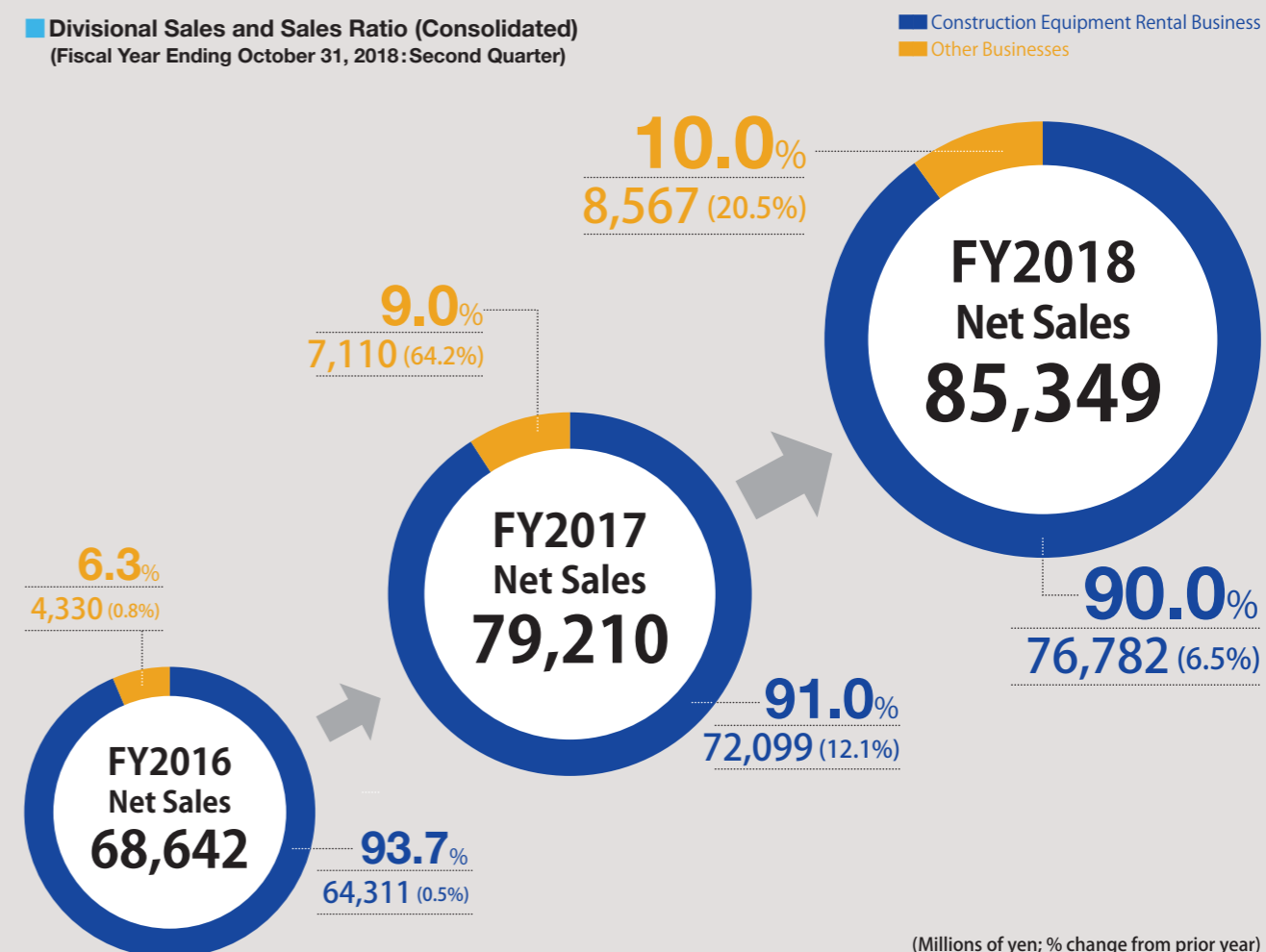
Sales of used construction equipment, which the Company is undertaking systematically, remained robust against the backdrop of a favorable market environment.

As a result of the above factors, interim period net sales for Kanamoto's construction-related businesses increased 6.5% from the same period of the previous consolidated fiscal year to ¥76,782 million, and operating profit improved 11.8% year-on-year to ¥10,355 million.

**Other Businesses**

In the Company's other businesses, net sales were up 20.5% compared with the interim period of the previous consolidated fiscal year to ¥8,567 million because of steady demand in Kanamoto's steel products-related, information and telecommunications-related, and welfare-related businesses. Operating profit from these operations slipped 16.7% to ¥444 million, however, reflecting a decline in net sales from steel-related works.

Divisional Sales and Sales Ratio (Consolidated)  
(Fiscal Year Ending October 31, 2018: Second Quarter)



Consolidated Operating Results

(Millions of yen; % change from prior year)	Fiscal Year Ended October 31, 2017: Second Quarter	Fiscal Year Ending October 31, 2018: Second Quarter
Net sales	79,210 (15.4)	85,349 (7.8)
Operating income	9,993 (16.1)	10,994 (10.0)
Ordinary income	10,242 (24.2)	11,155 (8.9)
Profit attributable to owners of parent	6,468 (30.2)	6,735 (4.1)
Basic earnings per share	¥ 183.03	¥ 190.59

Divisional Sales (Consolidated)

(Millions of yen; % change from prior year)	Fiscal Year Ended October 31, 2017: Second Quarter	Fiscal Year Ending October 31, 2018: Second Quarter
Construction Equipment Rental Business	72,099 (12.1)	76,782 (6.5)
Other Businesses	7,110 (64.2)	8,567 (20.5)
Total	79,210 (15.4)	85,349 (7.8)

Projected Consolidated Operating Results for the Fiscal Year Ending October 2018

(Millions of yen; % change from prior year)	Consolidated full-year projection
Net sales	161,870 (2.2)
Operating income	17,330 (4.0)
Ordinary income	17,420 (1.3)
Profit attributable to owners of parent	10,900 (1.4)
Basic earnings per share	¥ 308.44

## Quarterly Consolidated Balance Sheets

Assets	Prior consolidated fiscal year interim period (As of April 30, 2017)	Prior consolidated fiscal year (As of October 31, 2017)	Current consolidated fiscal year interim period (As of April 30, 2018)	
	Millions of yen	Millions of yen	Millions of yen	Thousands of U.S. dollars (Note)
<b>Assets</b>				
<b>Current assets</b>				
Cash and deposits	40,354	35,220	40,123	366,929
Notes and accounts receivable - trade	35,860	37,057	37,986	347,380
Electronically recorded monetary claims - operating	4,409	4,069	4,900	44,813
Securities	200	200	200	1,828
Merchandise and finished goods	783	583	1,125	10,292
Costs on uncompleted construction contracts	55	27	34	316
Raw materials and supplies	382	288	629	5,759
Construction machine parts	10,966	12,193	12,790	116,970
Deferred tax assets	754	706	756	6,916
Other	1,016	1,210	1,309	11,972
Allowance for doubtful accounts	(718)	(784)	(795)	(7,274)
Total current assets	94,064	90,772	99,060	905,906
<b>Non-current assets</b>				
<b>Property, plant and equipment</b>				
Rental equipment	75,817	73,668	76,908	703,324
Buildings and structures	12,364	13,108	13,074	119,568
Machinery, equipment and vehicles	1,035	1,136	1,152	10,539
Tools, furniture and fixtures	445	436	533	4,877
Land	35,623	35,623	36,657	335,231
Construction in progress	717	312	1,191	10,897
Total property, plant and equipment	126,004	124,286	129,518	1,184,437
<b>Intangible assets</b>				
Goodwill	557	486	415	3,795
Software in progress	648	681	792	7,248
Other	263	428	471	4,307
Total intangible assets	1,469	1,596	1,678	15,351
<b>Investments and other assets</b>				
Investment securities	6,854	8,417	10,073	92,124
Deferred tax assets	428	436	446	4,083
Other	1,863	2,308	2,510	22,955
Allowance for doubtful accounts	(258)	(272)	(320)	(2,926)
Allowance for investment loss	(260)	(0)	-	-
Total investments and other assets	8,627	10,889	12,710	116,236
Total non-current assets	136,102	136,772	143,907	1,316,025
<b>Total assets</b>	<b>230,167</b>	<b>227,545</b>	<b>242,968</b>	<b>2,221,931</b>

Liabilities and Net Assets	Prior consolidated fiscal year interim period (As of April 30, 2017)	Prior consolidated fiscal year (As of October 31, 2017)	Current consolidated fiscal year interim period (As of April 30, 2018)	
	Millions of yen	Millions of yen	Millions of yen	Thousands of U.S. dollars (Note)
<b>Liabilities</b>				
<b>Current liabilities</b>				
Current portion of bonds	10	-	-	-
Notes and accounts payable - trade	30,045	28,773	33,647	307,706
Short-term loans payable	13,790	13,023	13,176	120,497
Lease obligations	1,086	1,048	1,018	9,317
Accounts payable - other	21,732	21,269	22,364	204,522
Income taxes payable	3,787	3,247	3,989	36,483
Provision for bonuses	1,186	1,099	1,229	11,242
Other	3,108	3,060	3,245	29,684
Total current liabilities	74,747	71,521	78,672	719,455
<b>Non-current liabilities</b>				
Long-term loans payable	25,643	23,846	24,309	222,308
Lease obligations	2,268	2,017	1,925	17,604
Long-term accounts payable - other	39,017	37,127	39,308	359,478
Provision for directors' retirement benefits	100	106	-	-
Net defined benefit liability	244	259	251	2,301
Asset retirement obligations	425	431	437	4,002
Other	316	444	361	3,305
Total non-current liabilities	68,015	64,234	66,594	609,000
<b>Total liabilities</b>	<b>142,762</b>	<b>135,756</b>	<b>145,266</b>	<b>1,328,455</b>
<b>Net assets</b>				
<b>Shareholders' equity</b>				
Capital stock	13,652	13,652	13,652	124,855
Capital surplus	14,916	14,916	14,916	136,413
Retained earnings	53,425	57,172	62,670	573,118
Treasury shares	(2,129)	(2,129)	(2,129)	(19,474)
Total shareholders' equity	79,865	83,612	89,110	814,912
<b>Accumulated other comprehensive income</b>				
Valuation difference on available-for-sale securities	2,138	2,538	2,415	22,093
Deferred gains or losses on hedges	0	0	-	-
Foreign currency translation adjustment	123	85	90	823
Remeasurements of defined benefit plans	8	5	4	43
Total accumulated other comprehensive income	2,269	2,629	2,510	22,959
<b>Non-controlling interests</b>	5,269	5,547	6,080	55,602
<b>Total net assets</b>	<b>87,404</b>	<b>91,788</b>	<b>97,701</b>	<b>893,475</b>
<b>Total liabilities and net assets</b>	<b>230,167</b>	<b>227,545</b>	<b>242,968</b>	<b>2,221,931</b>

Note: U.S. dollar amounts have been converted from yen for convenience only, at the rate ¥109.35=US\$1, the approximate exchange rate on April 27, 2018.

## Quarterly Consolidated Statements of Income (Consolidated Interim Period Ended April 30)

	Prior consolidated fiscal year interim period (From November 1, 2016 to April 30, 2017)	Prior consolidated fiscal year (From November 1, 2016 to October 31, 2017)	Current consolidated fiscal year interim period (From November 1, 2017 to April 30, 2018)	
	Millions of yen	Millions of yen	Millions of yen	Thousands of U.S. dollars (Note)
<b>Net sales</b>	¥ 79,210	¥ 158,428	¥ 85,349	\$ 780,520
<b>Cost of sales</b>	53,718	109,863	58,052	530,882
<b>Gross profit</b>	25,492	48,565	27,297	249,637
<b>Selling, general and administrative expenses</b>	15,499	31,899	16,303	149,092
<b>Operating profit</b>	9,993	16,665	10,994	100,545
<b>Non-operating income</b>				
Interest income	1	4	9	84
Dividend income	55	148	64	590
Rent income	38	73	43	393
Foreign exchange gains	122	253	-	-
Other	263	455	259	2,377
Total non-operating income	481	936	376	3,445
<b>Non-operating expenses</b>				
Interest expenses	133	199	57	527
Foreign exchange losses	-	-	34	311
Other	97	209	124	1,135
Total non-operating expenses	231	409	215	1,974
<b>Ordinary profit</b>	10,242	17,193	11,155	102,016
<b>Extraordinary income</b>	200	265	12	118
<b>Extraordinary losses</b>	91	518	234	2,146
<b>Profit before income taxes</b>	10,351	16,940	10,933	99,987
Income taxes - current	3,547	5,594	3,724	34,059
Income taxes - deferred	(197)	(204)	(86)	(794)
<b>Total income taxes</b>	3,349	5,389	3,637	33,264
<b>Profit</b>	7,001	11,551	7,296	66,722
<b>Profit attributable to non-controlling interests</b>	533	806	561	5,130
<b>Profit attributable to owners of parent</b>	¥ 6,468	¥ 10,744	¥ 6,735	\$ 61,592

Note: U.S. dollar amounts have been converted from yen for convenience only, at the rate ¥109.35=US\$1, the approximate exchange rate on April 27, 2018.

## Quarterly Consolidated Statements of Comprehensive Income (Consolidated Interim Period Ended April 30)

	Prior consolidated fiscal year interim period (From November 1, 2016 to April 30, 2017)	Prior consolidated fiscal year (From November 1, 2016 to October 31, 2017)	Current consolidated fiscal year interim period (From November 1, 2017 to April 30, 2018)	
	Millions of yen	Millions of yen	Millions of yen	Thousands of U.S. dollars (Note)
<b>Profit</b>	¥ 7,001	¥ 11,551	¥ 7,296	\$ 66,722
<b>Other comprehensive income</b>				
Valuation difference on available-for-sale securities	93	498	(127)	(1,168)
Deferred gains or losses on hedges	0	0	(0)	(0)
Foreign currency translation adjustment	(41)	(79)	4	38
Remeasurements of defined benefit plans, net of tax	(0)	(4)	(0)	(0)
Total other comprehensive income	51	415	(124)	(1,135)
<b>Comprehensive income</b>	7,053	11,966	7,171	65,586
<b>Comprehensive income attributable to</b>				
Comprehensive income attributable to owners of parent	6,512	11,147	6,616	60,508
Comprehensive income attributable to non-controlling interests	¥ 540	¥ 818	¥ 555	\$ 5,078

Note: U.S. dollar amounts have been converted from yen for convenience only, at the rate ¥109.35=US\$1, the approximate exchange rate on April 27, 2018.

## Quarterly Consolidated Statements of Cash Flows

	Prior consolidated fiscal year interim period (From November 1, 2016 to April 30, 2017)	Prior consolidated fiscal year (From November 1, 2016 to October 31, 2017)	Current consolidated fiscal year interim period (From November 1, 2017 to April 30, 2018)	
	Millions of yen	Millions of yen	Millions of yen	Thousands of U.S. dollars (Note)
<b>Net cash provided by (used in) operating activities</b>	¥ 24,114	¥ 37,788	¥ 22,716	\$ 207,743
<b>Net cash provided by (used in) investing activities</b>	(1,409)	(4,747)	(4,562)	(41,727)
<b>Net cash provided by (used in) financing activities</b>	(15,627)	(30,960)	(13,250)	(121,171)
<b>Effect of exchange rate change on cash and cash equivalents</b>	7	10	(0)	(3)
<b>Net increase (decrease) in cash and cash equivalents</b>	7,084	2,091	4,903	44,840
<b>Cash and cash equivalents at beginning of period</b>	33,069	33,069	35,160	321,540
<b>Cash and cash equivalents at end of period</b>	¥ 40,154	¥ 35,160	¥ 40,063	\$ 366,380

Note: U.S. dollar amounts have been converted from yen for convenience only, at the rate ¥109.35=US\$1, the approximate exchange rate on April 27, 2018.

1Q 2Q 3Q

ラジオNIKKEIジャパンツアーIR in 横浜に参加	2017.11	Participated in Radio NIKKEI Japan Tour IR in Yokohama
個人投資家向け会社説明会を開催 (野村證券熊本支店)		Held company briefings for individual investors (Nomura Securities Co., Ltd. Kumamoto Branch)
中国上海市に設立した「カナル磨拓 (カナモト) (中国) 投資有限公司」が営業を開始		Kanamoto (China) Investment Co., Ltd. (now a non-consolidated subsidiary), established in Shanghai, China, began operations
第53期 (2017年10月期) 決算発表、機関投資家向け説明会・1on1を実施		Released Financial Statements Bulletin for the 53rd Business Period (Fiscal Year ended October 31, 2017) and held briefings and 1-on-1 meetings for institutional investors
ラジオNIKKEIジャパンツアーIR in 名古屋に参加	2017.12	Participated in Radio NIKKEI Japan Tour IR in Nagoya
東日本製鉄所京浜構内機材センター (川崎市川崎区) を開設		Established East Japan Works Keihin Premises Equipment Center (Kawasaki-ku, Kawasaki City)
野村IR資産運用フェア2017に出展 (グランキューブ大阪)		Exhibited at Nomura IR Asset Management Fair 2017 (Grand Cube Osaka)
剰余金の配当について発表		Released Announcement Concerning Dividends from Surplus
第53回定時株主総会を開催	2018.1	Held 53rd Regular General Meeting of the Shareholders
ラジオNIKKEIジャパンツアーIR in 熊本に参加		Participated in Radio NIKKEI Japan Tour IR in Kumamoto
株式会社ニシケンがケアウェル安心株式会社の株式取得	2018.2	NISHIKEN CO., LTD. acquired stock of Carewell Anshin Co., Ltd.
武蔵村山営業所 (東京都武蔵村山市) を開設	2018.2	Established Musashimurayama Branch (Musashimurayama City, Tokyo)
ラジオNIKKEIジャパンツアーIR in 高松に参加		Participated in Radio NIKKEI Japan Tour IR in Takamatsu
第54期 (2018年10月期) 第1四半期決算発表	2018.3	Released First Quarter Consolidated Financial Report for the 54th Business Period (Fiscal Year Ending October 2018)
東証IRフェスタ2018に出展 (パシフィコ横浜)		Exhibited at Tokyo Stock Exchange IR Festa 2018 (PACIFICO Yokohama)
グループ合同入社式・新入社員研修を実施 (108名)		Held combined Group initiation ceremony and new employee training (108 employees)
サンクスフェア2018がスタート		Began Customer Thanks Fair 2018
海外IRツアーを実施 (台北)	2018.4	Implemented overseas IR tour (Taipei)
愛媛県に松山営業所 (松山市) と西条営業所 (西条市) を開設		Established Matsuyama Branch (Matsuyama City) and Saijo Branch (Saijo City) in Ehime Prefecture
働くクルマ大集いに出展 (ツインリンクもてぎ)		Exhibited at Work Vehicle Super Roundup (Twin Ring Motegi)
ラジオNIKKEIジャパンツアーIR in 広島に参加	2018.5	Participated in Radio NIKKEI Japan Tour IR in Hiroshima
建設技術公開EE東北 '18に出展 (夢メッセ宮城)		Exhibited at Engineering Exhibition TOHOKU '18 (Yume Messe Miyagi)
第54期 (2018年10月期) 第2四半期決算発表、機関投資家向け説明会・1on1を実施		Released Six-month Consolidated Financial Report for the 54th Business Period (Fiscal Year ending October 31, 2018) and held briefings and 1-on-1 meetings for institutional investors
わくわくキッズランド2018に出展 (アクセスサッポロ)	2018.6	Exhibited at Waku Waku Kids Land 2018 (Axes Sapporo)
海外IRツアーを実施 (ニューヨーク)		Implemented overseas IR tour (New York)
ラジオNIKKEIジャパンツアーIR in 札幌に参加		Participated in Radio NIKKEI Japan Tour IR in Sapporo
福岡県に九州総合機材センター (筑後市) と福岡営業所 (福岡市) を開設	2018.7	Established Kyushu General Equipment Center (Chikugo City) and Fukuoka Branch (Fukuoka City) in Fukuoka Prefecture
ラジオNIKKEIジャパンツアーIR in 富山に参加		Participated in Radio NIKKEI Japan Tour IR in Toyama

取締役

- 1 金本 寛中  
代表取締役会長
- 2 金本 哲男\*  
代表取締役社長  
営業統括本部長
- 3 卯辰 伸人  
専務執行役員  
経理部長  
広報室長
- 4 成田 仁志\*  
業務部長
- 5 金本 龍男\*  
レンタル事業部長  
北海道地区統括部長  
鉄鋼事業部管掌
- 6 平田 政一\*  
レンタル事業部副事業部長  
特販部長
- 7 磯野 浩之\*  
総務部長  
秘書室長
- 8 長崎 学\*  
(株)ニシケン代表取締役社長
- 9 麻野 裕一\*  
債権管理部長
- 10 棕梨 直樹\*  
海外事業部長
- 11 橋口 和典\*  
事業開発室長  
情報機器事業部管掌  
イベント営業部管掌  
ニュープロダクツ室管掌
- 12 内藤 進  
社外取締役
- 13 及川 雅之  
社外取締役
- 14 米川 元樹  
社外取締役

Directors

- Kanchu Kanamoto**  
Chairman of the Board and Representative Director
- Tetsuo Kanamoto\***  
President and CEO  
Executive Division Manager,  
Business Coordination Headquarters Representative Director
- Nobuhito Utatsu**  
Senior Executive Corporate Officer  
Division Manager, Accounting Division  
General Manager, Public Relations Office
- Hitoshi Narita\***  
Division Manager,  
Business Administration Division
- Tatsuo Kanamoto\***  
Division Manager,  
Construction Equipment Rental Division  
Regional Manager of Hokkaido Region  
General Manager, Steel Sales Division
- Masakazu Hirata\***  
Deputy Division Manager,  
Construction Equipment Rental Division  
Division Manager, Used Products Sales
- Hiroyuki Isono\***  
Division Manager, Administration Division  
General Manager, Secretary Office
- Manabu Nagasaki\***  
President and CEO NISHIKEN CO., LTD.
- Yuichi Asano\***  
Division Manager, Credit Management Division
- Naoki Mukunashi\***  
Division Manager, Overseas Business Division
- Kazunori Hashiguchi\***  
General Manager,  
Business Development Office Governing  
Information Products Division,  
Event Marketing Division and  
New Products Office
- Susumu Naito**  
Outside Director
- Masayuki Oikawa**  
Outside Director
- Motoki Yonekawa**  
Outside Director

監査役

- 15 金本 栄中  
常勤監査役
- 16 横田 直之  
常勤監査役
- 17 橋本 昭夫  
社外監査役
- 18 辻 清宏  
社外監査役
- 19 直井 院  
社外監査役
- 20 曾我 浩司  
社外監査役

Auditors

- Eichu Kanamoto**  
Standing Corporate Auditor
- Naoyuki Yokota**  
Standing Corporate Auditor
- Akio Hashimoto**  
Outside Corporate Auditor
- Kiyohiro Tsuji**  
Outside Corporate Auditor
- Akira Naoi**  
Outside Corporate Auditor
- Koji Soga**  
Outside Corporate Auditor

執行役員

- 21 熊谷 浩  
情報システム部長
- 22 問谷 悟  
レンタル事業部長  
(株)カンキ代表取締役社長
- 23 北川 健  
海外事業部副事業部長  
PT Kanamoto Indonesia 代表取締役社長
- 24 渡部 純  
広域特需営業部長
- 25 佐藤 信幸  
営業企画部長

Corporate Officers

- Hiroshi Kumagai**  
Division Manager,  
Information System Division
- Satoru Toiya**  
Division Manager,  
Construction Equipment Rental Division  
President and CEO Kanki Co., Ltd.
- Ken Kitagawa**  
Deputy Division Manager,  
Overseas Business Division  
President and CEO PT Kanamoto Indonesia
- Jun Watanabe**  
Division Manager,  
National Special Demand Sales Division
- Nobuyuki Sato**  
Division Manager,  
Business Planning Division

(注1) \*印の取締役は、執行役員を兼任しております。  
(注2) 役職名は当社におけるもののみを記載しており、一部兼務役職を省略しております。  
(注3) 取締役棕梨直樹、取締役橋口和典は営業統括本部長補佐を兼務しております。

1. Asterisk indicates directors who hold the additional post of corporate officer.  
2. Only the position titles at Kanamoto are shown, and official positions being performed concurrently have been omitted.  
3. Director Naoki Mukunashi and Director Kazunori Hashiguchi are serving concurrently as Assistant to General Manager, Business Coordination Headquarters.





商号

株式会社 **カナモト**

本社

〒060-0041 北海道札幌市中央区大通東3丁目1番地19

営業統括本部

〒105-0012 東京都港区芝大門1丁目7番地7

設立

1964 (昭和39) 年10月28日

資本金

136億52百万円 (払込済資本金)

連結売上高

1,584億28百万円 (2017年10月期)

連結従業員数

3,038名 (役員、嘱託、臨時社員を除く)

事業内容

建設機械器具のレンタル  
鉄鋼製品の販売  
エンジニアリングワークステーションおよび周辺機器のレンタル



本社  
Head Office



営業統括本部  
Business Coordination  
Headquarters

Company Name

**kanamoto co., ltd.**

Head Office

1-19, Odori Higashi 3-chome, Chuo-ku, Sapporo, Hokkaido  
060-0041 Japan

Business Coordination Headquarters

1-7-7, Shiba Daimon, Minato-ku, Tokyo 105-0012 Japan

Established

October 28, 1964

Capitalization

¥13,652 million (Paid-in capital)

Consolidated Net Sales

¥158,428 million (Fiscal year ended October 31, 2017)

Number of Consolidated Employees

3,038 (Excluding directors and temporary or part-time workers)

Principal Businesses

Rental of construction equipment  
Sale of steel products  
Rental of engineering workstations and computer peripherals

上場取引所

東京証券取引所市場第一部・札幌証券取引所

証券コード

9678

発行済株式総数

36,092千株

事業年度

11月1日から翌年10月31日まで

株主総会

1月中

同総会議決権行使株主確定日

10月31日

中間配当金受領株主確定日

4月30日

期末配当金受領株主確定日

10月31日

公告の掲載

当社ホームページ、日本経済新聞\*

\*当社公告の掲載につきましては、当社ホームページに掲載いたします。  
ホームページのURLは下記のとおりです。  
<https://www.kanamoto.co.jp> または <https://www.kanamoto.ne.jp>  
なお、やむを得ない事由により、ホームページに公告を掲載することができない場合は、日本経済新聞に掲載いたします。

株主名簿管理人及び特別口座の口座管理機関

三菱UFJ信託銀行株式会社

同事務取扱場所

三菱UFJ信託銀行株式会社 証券代行部  
〒100-8212 東京都千代田区丸の内1丁目4番5号

同郵便物送付先及び電話照会先

三菱UFJ信託銀行株式会社 証券代行部  
〒137-8081 新東京郵便局 私書箱第29号  
電話 0120-232-711

Listing Exchanges

Tokyo Stock Exchange, First Section  
Sapporo Stock Exchange

Stock Code

9678

Common Shares Issued and Outstanding

36,092 thousand

Fiscal year

From November 1 to October 31

Regular General Meeting of the Shareholders

During January

Date of record with respect to voting rights at a Regular General Meeting

October 31

Date of record for distribution of interim dividends

April 30

Date of record for distribution of year-end dividends

October 31

Method of public notice

Kanamoto's website, Nihon Keizai Shimbun\*

\*Public notices of Kanamoto Co., Ltd. will be released on Kanamoto's website (<https://www.kanamoto.co.jp> and <https://www.kanamoto.ne.jp>).  
When the Company cannot make electronic notification because of unavoidable reasons, the public notices of the Company will be published in the Nihon Keizai Shimbun.

Transfer agent

Mitsubishi UFJ Trust and Banking Corporation

Administrative Office

Mitsubishi UFJ Trust and Banking Corporation Transfer Agent Division  
4-5, Marunouchi 1-chome, Chiyoda-ku, Tokyo 100-8212 Japan

Mailing address and telephone number

Mitsubishi UFJ Trust and Banking Corporation Transfer Agent Division  
New Tokyo Post Office P.O. Box No. 29 137-8081 Japan  
TEL: 0120-232-711

株価チャート | Share price chart

